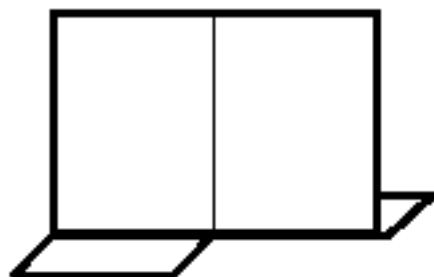
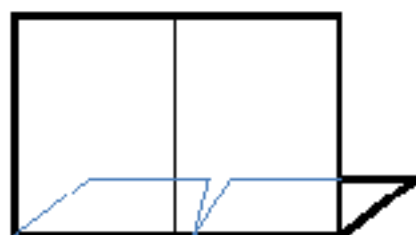


How to Fold a Picture Stand

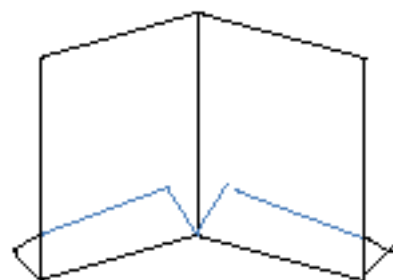
1. Cut the dotted line at the bottom of the paper stopping once you reach the solid line.



2. Fold the two flaps on the line at the bottom of the paper toward the back of the paper.



3. Fold the paper in half towards the front on the line down the middle.



Setting Diorama Rubric

Category	Does Not Meet	Progressing	Meets	Exceeds
Pictures/ Illustrations	The pictures and illustrations are incomplete and do not indicate an understanding of the setting.	The pictures and illustrations are partial and indicate only some understanding of the setting.	The pictures and illustrations are accurate and indicate a good understanding of the setting.	The pictures and illustrations are accurate, fully developed, and indicate an excellent understanding of the setting.
Written Explanation	The written explanation is incomplete. There are no details to support ideas. Ideas indicate a misunderstanding of the setting.	The written explanation indicates only some understanding of the setting. Ideas minimally describe the setting and very few are supported with details from the story.	The written explanation indicates a good understanding of the setting. Ideas used to describe the setting are adequately supported with accurate, relevant details from the story.	The written explanation is fully developed and indicates an excellent understanding of the setting. Ideas used to describe the setting are fully supported with accurate relevant details from the story.
Conventions (punctuation, capitalization, grammar, spelling)	Serious amount of errors. Writing is not clear due to mistakes.	Many errors. Some of the writing is clear even with mistakes.	Few errors. Most of the writing is still clear and makes sense.	Very little to no errors. Writing is clear and makes sense.